

Fund update

Mercer Ethical Leaders Hedged Global Fixed Interest Index Fund Mercer Investment Funds

Quarter ending 30 September 2023

This fund update was first made publicly available on: 30 October 2023

What is the purpose of this update?

This document tells you how the Mercer Ethical Leaders Hedged Global Fixed Interest Index Fund has performed and what fees were charged. The document will help you to compare the fund with other funds. Mercer (N.Z.) Limited prepared this update in accordance with the Financial Markets Conduct Act 2013. This information is not audited and may be updated.

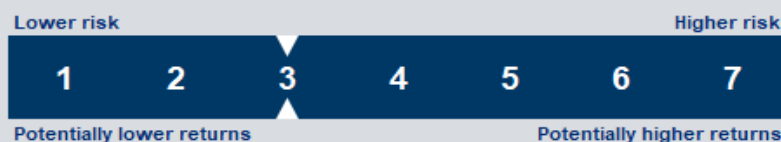
Description of this fund

The fund is a passively managed international fixed interest portfolio that is designed to track the return of the Bloomberg Barclays MSCI Global Aggregate SRI Select ex-Fossil Fuels Index. The fund is managed to specific 'sustainable investment' criteria which prohibit investments in certain companies or activities, and encourage investment in companies with strong environmental, social and governance characteristics. This fund has additional exclusions applied as described in our Sustainable Investment Policy. The fund aims to provide a return that closely matches the return of Bloomberg Barclays MSCI Global Aggregate SRI Select ex-Fossil Fuels Index, fully hedged to the New Zealand dollar.

Total value of the fund	\$200,124,064
The date the fund started	27 November 2017

What are the risks of investing?

Risk indicator for the Mercer Ethical Leaders Hedged Global Fixed Interest Index Fund:



The risk indicator is rated from 1 (low) to 7 (high). The rating reflects how much the value of the fund's assets goes up and down. A higher risk generally means higher potential returns over time, but more ups and downs along the way.

To help you clarify your own attitude to risk, you can seek financial advice or work out your risk profile at www.sorted.org.nz/tools/investor-profiler

Note that even the lowest category does not mean a risk-free investment, and there are other risks that are not captured by this rating.

This risk indicator is not a guarantee of a fund's future performance. The risk indicator is based on the returns data for 5 years to 30 September 2023. While risk indicators are usually relatively stable, they do shift from time to time. The risk indicator will continue to be updated in future fund updates.

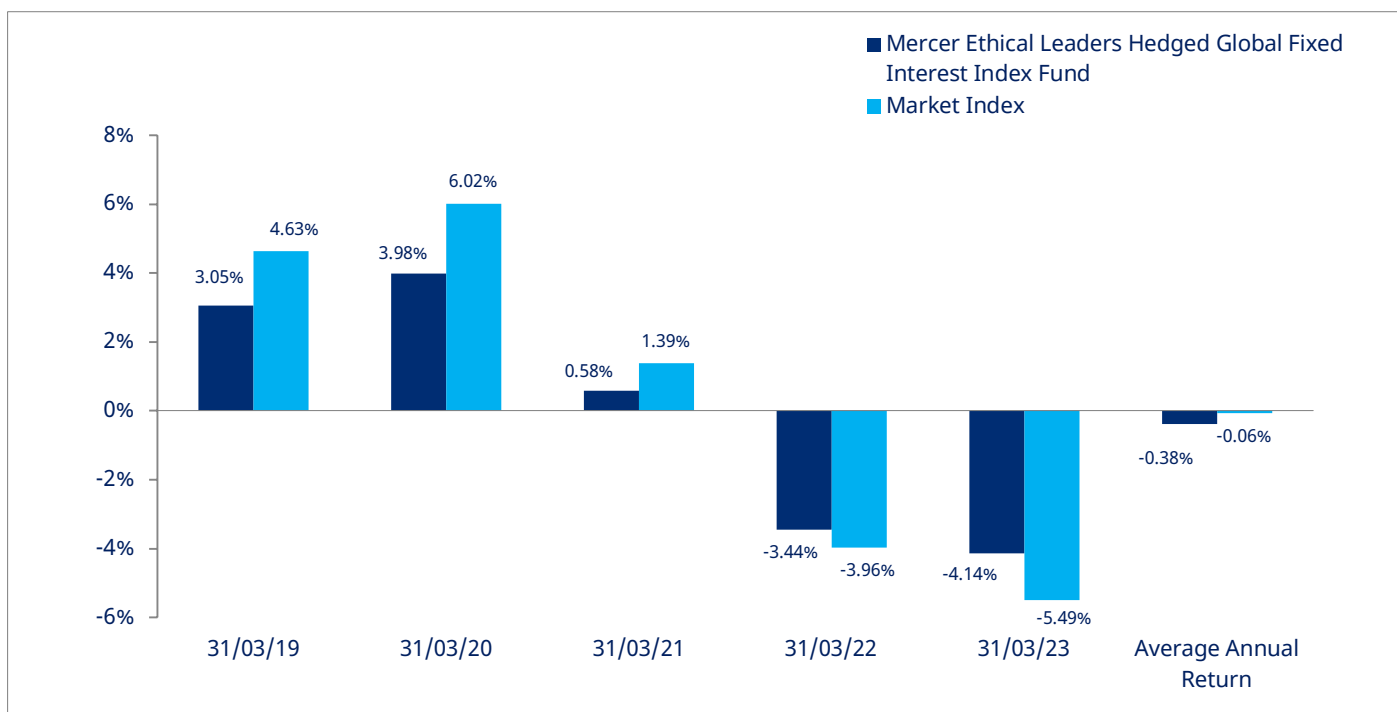
See the product disclosure statement (PDS) for more information about the risks associated with investing in this fund.

How has the fund performed?

	Average over past 5 years	Past year
Annual return^{1,2} <i>(after deductions for charges and tax)</i>	-0.41%	0.48%
Annual return¹ <i>(after deductions for charges but before tax)</i>	-0.58%	0.56%
Market index annual return¹ <i>(reflects no deduction for charges and tax)</i>	-0.08%	1.08%

The market index annual return is based on the Bloomberg Barclays MSCI Global Aggregate SRI Select ex-Fossil Fuels Index, fully hedged to NZD. Additional information about the market index is available on the offer register at www.disclose-register.companiesoffice.govt.nz.

Annual Return Graph³



This shows the return after fund charges and tax for each year ending 31 March since the fund started. The last bar shows the average annual return since the fund started, up to 30 September 2023.

Important: This does not tell you how the fund will perform in the future.

Returns in this update are after tax at the highest prescribed investor rate (PIR) of tax for an individual New Zealand resident. Your tax may be lower.

What fees are investors charged?

Investors in the Mercer Ethical Leaders Hedged Global Fixed Interest Index Fund are charged fund charges. In the year to 31 March 2023 these were:

	% of net asset value
Total fund charges	0.46%
Which are made up of:	
Total management and administration charges	0.46%
Including:	
Manager's basic fee (excluding GST ⁴)	0.35%
Other management and administration charges (including GST)	0.11%
Total performance based fees	0.00%

Investors may also be charged individual action fees for specific actions or decisions (for example, for withdrawing from or switching funds). See the PDS for the Mercer Index Funds on the offer register at www.disclose-register.companiesoffice.govt.nz for more information about those fees.

Small differences in fees and charges can have a big impact on your investment over the long term.

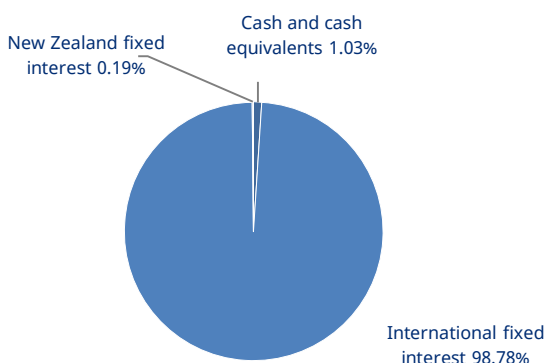
Example of how this applies to an investor

Ben had \$10,000 in the fund at the start of the year and did not make any further contributions. At the end of the year, Ben received a return after fund charges were deducted of \$48.00 (that is 0.48% of his initial \$10,000). Ben also paid \$0.00 in other charges. This gives Ben a total return after tax of \$48.00 for the year.

What does the fund invest in?

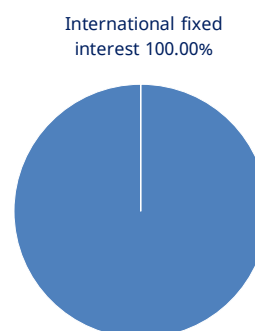
Actual investment mix

This shows the types of assets that the fund invests in.



Target investment mix

This shows the mix of assets that the fund generally intends to invest in.



Top 10 Investments

Name	% of fund net assets	Type	Country	Credit rating (if available)
1 iShares MBS ETF	13.37%	International fixed interest	United States	NA
2 United States Treasury Bond 1.75% maturing 31/12/24	0.80%	International fixed interest	United States	AA+
3 Japanese Government Bond 0.50% maturing 20/09/36	0.78%	International fixed interest	Japan	A+
4 United States Treasury Bond 0.50% maturing 31/03/25	0.62%	International fixed interest	United States	AA+
5 United States Treasury Bond 0.25% maturing 31/08/25	0.53%	International fixed interest	United States	AA+
6 United States Treasury Bond 1.25% maturing 31/05/28	0.50%	International fixed interest	United States	AA+
7 French Republic Government Bond maturing 25/02/26	0.49%	International fixed interest	France	AA
8 United States Treasury Bond 0.25% maturing 15/05/24	0.48%	International fixed interest	United States	AA+
9 United States Treasury Bond 0.75% maturing 31/05/26	0.45%	International fixed interest	United States	AA+
10 German Government Bond 0.50% maturing 15/02/25	0.42%	International fixed interest	Germany	AA

The top 10 investments make up 18.44% of the fund.

Currency management

The fund targets a position of being fully hedged to the New Zealand dollar. See the Statement of Investment Policy and Objectives on the scheme register at www.disclose-register.companiesoffice.govt.nz for more information about currency management.

Hedging coverage, on a net of tax basis, for the Fund's exposure to foreign currency as at 30 September 2023 was 99.83%.

Key personnel

This shows the directors and employees who have the most influence on the investment decisions of the fund.

Name	Current Position	Time in current position	Previous/other position	Time in previous/other position
Ross Butler	Chair - Mercer (N.Z.) Ltd	0 years 5 months	Director - Mercer Investments (Australia) Limited (current)	10 years 1 month
Martin Lewington	CEO - Mercer (N.Z.) Ltd	14 years 7 months	Head of Investments - Mercer (N.Z.) Ltd	3 years 8 months
Kylie Willment	Chief Investment Officer, Pacific, Mercer Australia (Pty) Ltd	5 years 11 months	Senior Manager, Investment & Client Strategy - TCorp (NSW Treasury Corporation)	17 years 0 months
Padraig Brown	Chief Investment Officer - New Zealand, Mercer (N.Z.) Ltd	1 year 4 months	Head of Real Estate Investment Management, Mercer Australia (Pty) Ltd	11 years 2 months
Robert Kavanagh	Head of Portfolio Management NZ - Mercer (N.Z.) Ltd	9 years 6 months	Vice President - Account Management, PIMCO Australia Pty Limited	7 years 0 months

Further information

You can also obtain this information, the PDS for the Mercer Index Funds and some additional information from the offer register at www.disclose-register.companiesoffice.govt.nz.

Notes

1. These returns are for the periods ending 30 September 2023.
2. Net of tax returns can be more than gross of tax returns where, due to the fund's tax position, it receives a tax rebate rather than paying tax.
3. The bar graph shows fund returns after the deduction of fees and tax, however, the market index returns are shown before any fees or tax are deducted. The market index used to calculate the return for the period 21 June 2021 to 30 June 2021 was the Bloomberg Barclays Global Aggregate Index because the Bloomberg Barclays MSCI Global Aggregate SRI Select ex Fossil Fuels Index was not available until 1 July 2021.
4. GST is currently charged at 15% on 10% of the management fee in accordance with the non-binding IRD agreement with the Financial Services Council of New Zealand Incorporated on behalf of the funds management industry. GST on management fees is currently under review and therefore this percentage may change in the future.

BLOOMBERG® is a trademark and service mark of Bloomberg Finance L.P. MSCI is a trademark and service mark of MSCI Inc. (collectively with its affiliates, "MSCI"), used under license. Bloomberg Finance L.P. and its affiliates (collectively, "Bloomberg"), including Bloomberg Index Services Limited, the index administrator ("BISL"), or Bloomberg's licensors, including MSCI, own all proprietary rights in the Bloomberg Barclays MSCI Global Aggregate SRI Select ex-Fossil Fuels Index. Neither Bloomberg nor MSCI is affiliated with Mercer (N.Z.) Limited, and neither Bloomberg nor MSCI approves, endorses, reviews or recommends the Mercer Ethical Leaders Hedged Global Fixed Interest Index Fund. Neither Bloomberg nor MSCI guarantees the timeliness, accurateness or completeness of any data or information relating to Bloomberg Barclays MSCI Global Aggregate SRI Select ex-Fossil Fuels Index, and none shall be liable in any way to Mercer (N.Z.) Limited, investors in the Mercer Ethical Leaders Hedged Global Fixed Interest Index Fund or other third parties in respect of the use or accuracy of the Bloomberg Barclays MSCI Global Aggregate SRI Select ex-Fossil Fuels Index or any data included therein.