

Fund update

Mercer Core Hedged Global Shares Fund Mercer Investment Funds

Quarter ending 30 June 2023

This fund update was first made publicly available on: 31 July 2023

What is the purpose of this update?

This document tells you how the Mercer Core Hedged Global Shares Fund has performed and what fees were charged. The document will help you to compare the fund with other funds. Mercer (N.Z.) Limited prepared this update in accordance with the Financial Markets Conduct Act 2013. This information is not audited and may be updated.

Description of this fund

The fund invests in shares listed on share markets predominately in developed economies and is fully hedged to the New Zealand dollar. The portfolio uses multiple managers and is diversified by region, manager and investment approaches. Environmental, Social and Governance characteristics are integrated into the underlying investment managers' investment processes. The fund aims to provide a Gross Return¹ above the return of the MSCI World ex Tobacco Index with net dividends reinvested (139% gross hedged to the New Zealand dollar) on a rolling three-year basis.

Total value of the fund


\$20,286,729

The date the fund started

26 November 2007

What are the risks of investing?

Risk indicator for the Mercer Core Hedged Global Shares Fund:



The risk indicator is rated from 1 (low) to 7 (high). The rating reflects how much the value of the fund's assets goes up and down. A higher risk generally means higher potential returns over time, but more ups and downs along the way.

To help you clarify your own attitude to risk, you can seek financial advice or work out your risk profile at www.sorted.org.nz/tools/investor-profiler

Note that even the lowest category does not mean a risk-free investment, and there are other risks that are not captured by this rating.

This risk indicator is not a guarantee of a fund's future performance. The risk indicator is based on the returns data for 5 years to 30 June 2023. While risk indicators are usually relatively stable, they do shift from time to time. The risk indicator will continue to be updated in future fund updates.

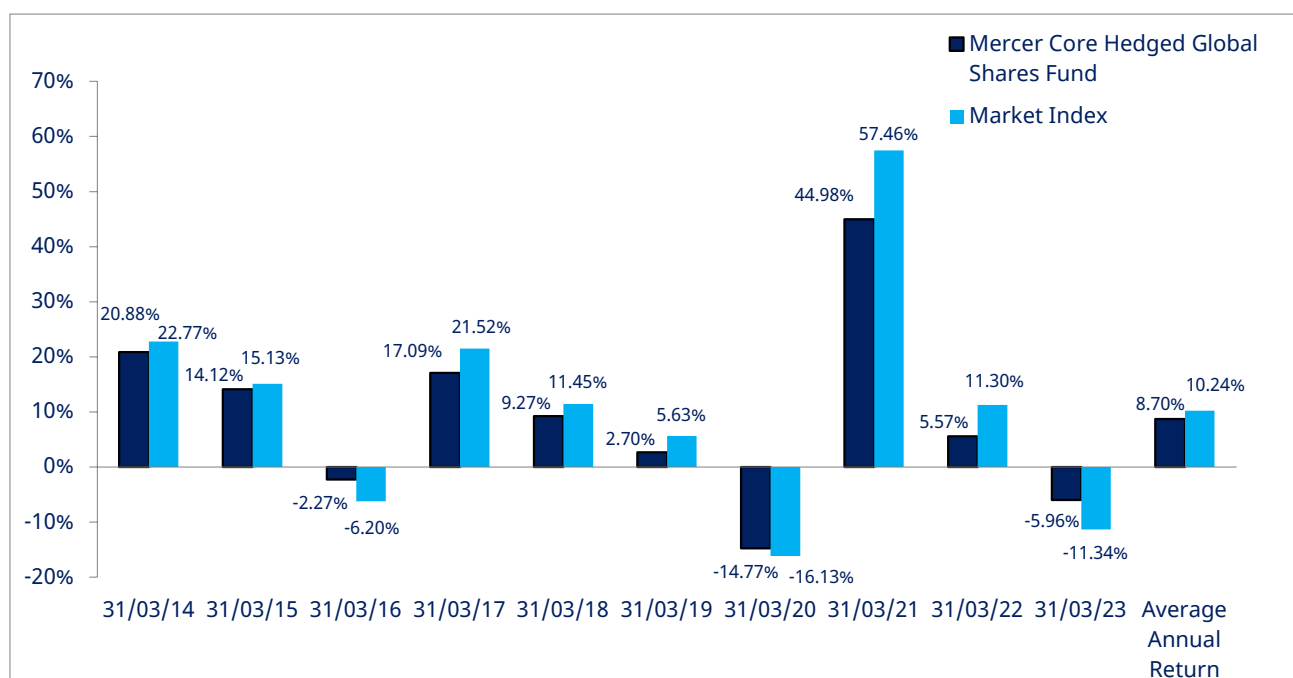
See the Product Disclosure Statement (PDS) for more information about the risks associated with investing in this fund.

How has the fund performed?

	Average over past 5 years	Past year
Annual return^{2,3} <i>(after deductions for charges and tax)</i>	6.05%	13.48%
Annual return³ <i>(after deductions for charges but before tax)</i>	5.96%	13.36%
Market index annual return³ <i>(reflects no deduction for charges and tax)</i>	7.51%	15.99%

The market index annual return is based on the MSCI World ex Tobacco Index with net dividends reinvested (fully hedged to NZD on a net after tax basis, based on the current maximum PIR). Additional information about the market index is available on the offer register at www.disclose-register.companiesoffice.govt.nz

Annual Return Graph⁴



This shows the return after fund charges and tax for each of the last 10 years ending 31 March. The last bar shows the average annual return for the last 10 years, up to 30 June 2023.

Important: This does not tell you how the fund will perform in the future.

Returns in this update are after tax at the highest prescribed investor rate (PIR) of tax for an individual New Zealand resident. Your tax may be lower.

What fees are investors charged?

Investors in the Mercer Core Hedged Global Shares Fund are charged fund charges. In the year to 31 March 2023 these were:

	% of net asset value
Total Fund Charges	1.56%
Which are made up of:	
Total Management and Administration Charges	1.56%
Including:	
Manager's basic fee (excluding GST ⁵)	1.15%
Other management and administration charges (including GST)	0.41%
Total Performance Based Fees	0.00%

Investors may also be charged individual action fees for specific actions or decisions (for example, for withdrawing from or switching funds). See the PDS for the Mercer Global Shares Funds on the offer register at www.disclose-register.companiesoffice.govt.nz for more information about those fees.

Small differences in fees and charges can have a big impact on your investment over the long term.

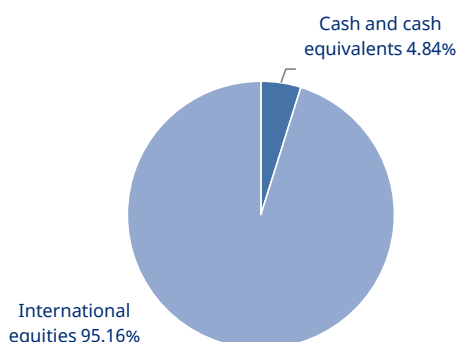
Example of how this applies to an investor

Ben had \$10,000 in the fund at the start of the year and did not make any further contributions. At the end of the year, Ben received a return after fund charges were deducted of \$1,348.00 (that is 13.48% of his initial \$10,000). Ben also paid \$0.00 in other charges. This gives Ben a total return after tax of \$1,348.00 for the year.

What does the fund invest in?

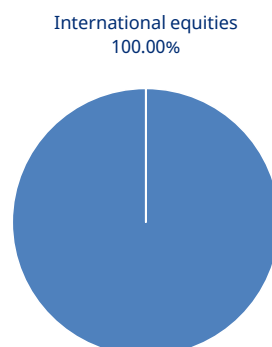
Actual investment mix

This shows the types of assets that the fund invests in.



Target investment mix

This shows the mix of assets that the fund generally intends to invest in.



Top 10 Investments

Name	% of fund net assets	Type	Country	Credit rating (if applicable)
1 Microsoft Corporation	6.00%	International equities	United States	NA
2 Apple Inc	5.23%	International equities	United States	NA
3 Facebook Inc USD Class A	4.10%	International equities	United States	NA
4 Alphabet Inc Cap Class C	3.49%	International equities	United States	NA
5 Nvidia Corporation	3.47%	International equities	United States	NA
6 UnitedHealth Group Inc Stock	3.22%	International equities	United States	NA
7 TotalEnergies SE	2.76%	International equities	France	NA
8 Amazon Inc	2.30%	International equities	United States	NA
9 AstraZeneca PLC (spons. ADR)	1.93%	International equities	United Kingdom	NA
10 Novo Nordisk A S	1.84%	International equities	Denmark	NA

The top 10 investments make up 34.34% of the fund.

Currency management

The fund targets a position of being 100% hedged to the New Zealand dollar (on a net of tax basis) with the hedges based on the currency weights of the underlying index. Currency hedges are normally rebalanced monthly but may be adjusted intra-month for significant cash flows. See the Statement of Investment Policy and Objectives on the scheme register at www.disclose-register.companiesoffice.govt.nz for more information about currency management.

Hedging coverage, on a net of tax basis, for the Fund's exposure to foreign currency as at 30 June 2023 was 98.38%.

Key personnel

This shows the directors and employees who have the most influence on the investment decisions of the fund.

Name	Current Position	Time in current position	Previous/other position	Time in previous/other position
Ross Butler*	Chair - Mercer (N.Z.) Ltd	0 years 2 months	Director - Mercer Investments (Australia) Limited (current)	9 years 10 months
Martin Lewington	CEO - Mercer (N.Z.) Ltd	14 years 4 months	Head of Investments - Mercer (N.Z.) Ltd	3 years 8 months
Kylie Willment	Chief Investment Officer, Pacific, Mercer Australia (Pty) Ltd	5 years 8 months	Senior Manager, Investment & Client Strategy - TCorp (NSW Treasury Corporation)	17 years 0 months
Padraig Brown	Chief Investment Officer - New Zealand, Mercer (N.Z.) Ltd	1 year 1 month	Head of Real Estate Investment Management, Mercer Australia (Pty) Ltd	11 years 2 months
Robert Kavanagh	Head of Portfolio Management NZ - Mercer (N.Z.) Ltd	9 years 3 months	Vice President - Account Management, PIMCO Australia Pty Limited	7 years 0 months

* Ross Butler not named in a previous fund update for the fund.

Further information

You can also obtain this information, the PDS for the Mercer Global Shares Funds, and some additional information from the offer register at www.disclose-register.companiesoffice.govt.nz

Notes

1. Gross Return is the return before the deduction of tax, expenses and fees and assumes all income is reinvested.
2. Net of tax returns can be more than gross of tax returns where, due to the fund's tax position, it receives a tax rebate rather than paying tax.
3. These returns are for the periods ending 30 June 2023.
4. The bar graph shows fund returns after the deduction of fees and tax, however, the market index returns are shown before any fees or tax are deducted.
5. GST is currently charged at 15% on 10% of the management fee in accordance with the non-binding IRD agreement with the Financial Services Council of New Zealand Incorporated on behalf of the funds management industry. GST on management fees is currently under review and therefore this percentage may change in the future.