

FUND UPDATE

FOR THE QUARTER ENDED 31 MARCH 2022



MACQUARIE

Macquarie Investment Funds

Macquarie Core Hedged Global Shares Fund¹

This fund update was first made publicly available on: 03 May 2022

What is the purpose of this update?

This document tells you how the Macquarie Core Hedged Global Shares Fund has performed and what fees were charged. The document will help you to compare the fund with other funds. Macquarie Asset Management Public Investments (NZ) Limited prepared this update in accordance with the Financial Markets Conduct Act 2013. This information is not audited and may be updated.

Description of this fund

The fund invests in shares listed on share markets predominately in developed economies, and is fully hedged to the New Zealand dollar. The portfolio uses multiple managers and is diversified by region, manager and investment approaches.

The fund's exposure to global shares is through investment in the Core Global Shares Fund. The Core Global Shares Fund invests in a diversified portfolio of international shares using a range of investment managers. By actively managing its exposure to each underlying investment manager, the Core Global Shares Fund is able to respond to changes in market themes which can drive share markets.

Environmental, Social and Governance characteristics are integrated into the underlying investment managers' investment processes.

The underlying funds are PIE funds and the majority of these funds hold shares directly.

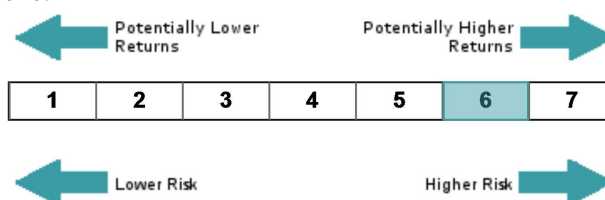
The fund targets a position of being 139% gross hedged to the New Zealand dollar. The hedges are based on the currency components of the underlying index.

The performance objective of the fund is to provide a Gross Return (see note 2 below) above the return of the MSCI World ex Tobacco Index with net dividends reinvested (139% gross hedged to the New Zealand dollar) on a rolling three year basis.

Total value of the fund	NZ\$36,900,430
The date the fund started	26 November 2007

What are the risks of investing?

Risk indicator for the Macquarie Core Hedged Global Shares Fund:



The risk indicator is rated from 1 (low) to 7 (high). The rating reflects how much the value of the fund's assets goes up and down. A higher risk generally means higher potential returns over time, but more ups and downs along the way.

To help you clarify your own attitude to risk, you can seek financial advice or work out your risk profile at www.sorted.org.nz.

Note that even the lowest category does not mean a risk-free investment, and there are other risks that are not captured by this rating.

This risk indicator is not a guarantee of a fund's future performance. The risk indicator is based on the returns data for the 5 year period to 31 March 2022. While risk indicators are usually relatively stable, they do shift from time to time. The risk indicator will continue to be updated in future fund updates.

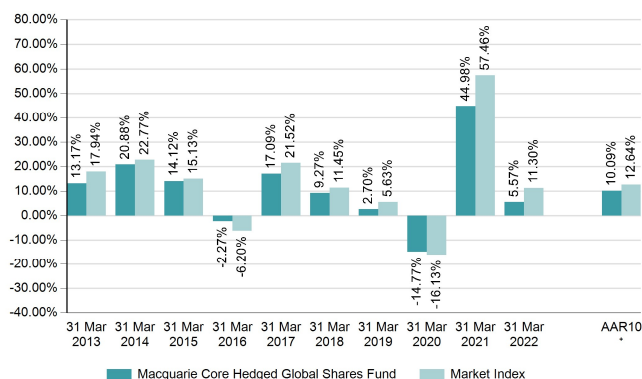
See the Product Disclosure Statement (PDS) for more information about the risks associated with investing in this fund.

How has the fund performed?

	Average over past 5 years	Past year
Annual return³ (after deductions for charges and tax)	7.92%	5.57%
Annual return³ (after deductions for charges but before tax)	8.59%	6.48%
Market index annual return³ (reflects no deduction for charges and tax)	11.59%	11.30%

The market index annual return is based on the MSCI World ex Tobacco Index with net dividends reinvested (fully hedged to NZD on a net after tax basis, based on the current maximum PIR). Additional information about the market index is available on the offer register at www.companiesoffice.govt.nz/disclose.

Annual Return Graph⁴



⁴ Average Annual Return for the last 10 years to 31 March 2022

This shows the return after fund charges and tax for each of the last 10 years ending 31 March. The last bar shows the average annual return for the last 10 years, up to 31 March 2022.

Important: This does not tell you how the fund will perform in the future.

Returns in this update are after tax at the highest prescribed investor rate (PIR) of tax for an individual New Zealand resident. Your tax may be lower.

What fees are investors charged?

Investors in the Macquarie Core Hedged Global Shares Fund are charged fund charges. In the year to 31 March 2022 these were:

	% of net asset value
Total fund charges	1.48%
Which are made up of:	
Total management and administration charges	1.48%
Including:	
Manager's basic fee (excluding GST)	1.15%
Other management and administration charges (including GST)	0.33%
Total performance-based fees*	0.00%

*The performance fees paid or rebated vary from year to year depending on the outperformance of the underlying funds. The fees in the PDS are based on investment managers' average positive outperformance over the last five years. However, the performance fees in this fund update are based on actual fees paid (or rebated) for the year to 31 March 2021.

See the PDS for the Macquarie Investment Funds Global Shares Funds for more information about the basis on which performance fees are charged.

Investors may also be charged individual action fees for specific actions or decisions (for example, for withdrawing from or switching funds). See the PDS for the Macquarie Investment Funds Global Shares Funds on the offer register at www.companiesoffice.govt.nz/disclose for more information about those fees.

Example of how this applies to an investor⁵

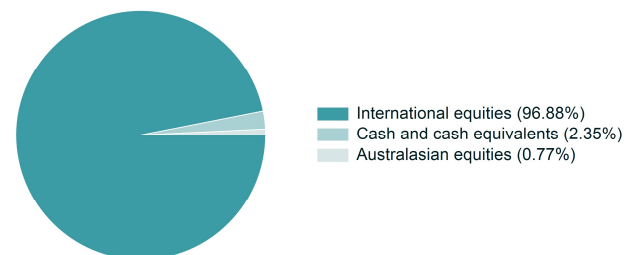
Small differences in fees and charges can have a big impact on your investment over the long term.

Jeff had \$10,000 in the fund at the start of the year and did not make any further contributions. At the end of the year, Jeff received a return after fund charges were deducted of \$648 (that is 6.48% of his initial \$10,000). This gives Jeff a total return after tax of \$557 for the year.

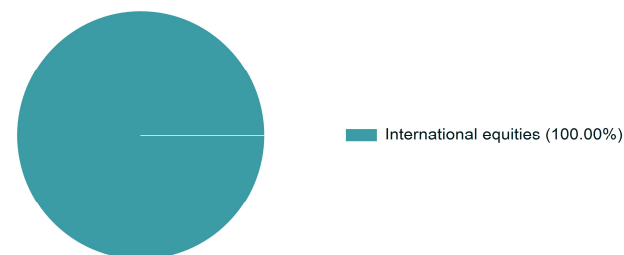
What does the fund invest in?

This shows the types of assets that the fund invests in.

Actual investment mix



Target investment mix



Top 10 investments

	Name	% of Fund net assets	Type	Country	Credit Rating (if applicable)
1	Orbis Global Equity LE Fund	28.12%	International equities	Australia	N/A
2	Microsoft Corp	3.01%	International equities	United States	N/A
3	Johnson & Johnson	2.24%	International equities	United States	N/A
4	UnitedHealth Group Inc	1.95%	International equities	United States	N/A
5	Alphabet Inc (Class A)	1.92%	International equities	United States	N/A
6	Walmart Inc	1.90%	International equities	United States	N/A
7	Exxon Mobil Corp	1.74%	International equities	United States	N/A
8	Occidental Petroleum Corp	1.40%	International equities	United States	N/A
9	Procter & Gamble Co/The	1.33%	International equities	United States	N/A
10	TotalEnergies SE	1.27%	International equities	France	N/A

The top 10 investments make up 44.88% of the fund.

Key personnel

Name	Current position	Time in current position	Previous or other current position	Time in previous or other current position
1 Rebekah Swan	Head of New Zealand Public Investments, Macquarie Asset Management (NZ) Limited	1 month	Managing Director and Head of Client Services, AMP Capital Investors (New Zealand) Limited	1 year 5 months
2 Vicky Hyde-Smith	Associate Director, Macquarie Asset Management (NZ) Limited	1 month	Head of Fixed Income, AMP Capital Investors (New Zealand) Limited	5 years 1 month
3 Grant Hassell	Division Director, Macquarie Asset Management (NZ) Limited	1 month	Global Head of Fixed Income, AMP Capital Investors Limited	3 years 4 months
4 Michael Gray	Head of Investment Strategy (NZ), Macquarie Asset Management (NZ) Limited	1 month	Head of Investments NZ, AMP Capital Investors (New Zealand) Limited	1 year
5 Supriya Edwards*	Investment Specialist, Macquarie Asset Management (NZ) Limited	1 month	Fixed Income Analyst, AMP Capital Investors (New Zealand) Limited	1 year 7 months

*Key personnel not named in previous fund update for the fund.

Further information

You can also obtain this information, the PDS for the Macquarie Investment Funds Global Shares Funds, and some additional information from the offer register at www.companiesoffice.govt.nz/disclose.

CONTACT US

If you have any enquiries about your investment or any of Macquarie's products or services please call us on 0800 400 499.

Other than Macquarie Bank Limited ABN 46 008 583 542 ("Macquarie Bank"), any Macquarie Group entity noted in this material is not an authorised deposit-taking institution for the purposes of the Banking Act 1959 (Commonwealth of Australia). The obligations of these other Macquarie Group entities do not represent deposits or other liabilities of Macquarie Bank. Macquarie Bank does not guarantee or otherwise provide assurance in respect of the obligations of these other Macquarie Group entities. In addition, if this communication relates to an investment, (a) the investor is subject to investment risk including possible delays in repayment and loss of income and principal invested and (b) none of Macquarie Bank or any other Macquarie Group entity guarantees any particular rate of return on or the performance of the investment, nor do they guarantee repayment of capital in respect of the investment.

Notes

1. In March 2022, Macquarie Asset Management Holdings Pty Limited completed the acquisition of the AMP Capital Global Equities and Fixed Income business from AMP Group Holdings Limited. Prior to that acquisition, Macquarie Asset Management Public Investments (NZ) Limited was known as AMP Investment Management (N.Z.) Limited and the Macquarie Core Hedged Global Shares Fund was known as the AMP Capital Core Hedged Global Shares Fund.
2. Gross Return is the return before the deduction of tax, expenses and fees and assumes all income is reinvested.
3. These returns are for the periods ending 31 March 2022.
4. The bar chart shows fund returns after the deduction of fees and tax, however, the market index returns are shown before any fees or tax are deducted.
5. The returns and tax calculations used in this example are the actual fund returns and tax charges (or rebates) for the year ended 31 March 2021. Net of tax returns can be more than gross of tax returns where, due to the fund's tax position, it receives a tax rebate rather than paying tax.