

Fund update

Mercer All Country Global Shares Index Fund Mercer Investment Funds

Quarter ending 30 June 2023

This fund update was first made publicly available on: 31 July 2023

What is the purpose of this update?

This document tells you how the Mercer All Country Global Shares Index Fund has performed and what fees were charged. The document will help you to compare the fund with other funds. Mercer (N.Z.) Limited prepared this update in accordance with the Financial Markets Conduct Act 2013. This information is not audited and may be updated.


Description of this fund

The fund is a passively managed international shares portfolio that is designed to track the return of the MSCI All Country World ex Tobacco Index. The fund aims to provide a return that closely matches the return of the MSCI All Country World ex Tobacco Index with net dividends reinvested (69% gross hedged to the New Zealand dollar).

Total value of the fund	\$69,050,166
The date the fund started	27 November 2017

What are the risks of investing?

Risk indicator for the Mercer All Country Global Shares Index Fund:



The risk indicator is rated from 1 (low) to 7 (high). The rating reflects how much the value of the fund's assets goes up and down. A higher risk generally means higher potential returns over time, but more ups and downs along the way.

To help you clarify your own attitude to risk, you can seek financial advice or work out your risk profile at www.sorted.org.nz/tools/investor-profiler

Note that even the lowest category does not mean a risk-free investment, and there are other risks that are not captured by this rating.

This risk indicator is not a guarantee of a fund's future performance. The risk indicator is based on the returns data for 5 years to 30 June 2023. While risk indicators are usually relatively stable, they do shift from time to time. The risk indicator will continue to be updated in future fund updates.

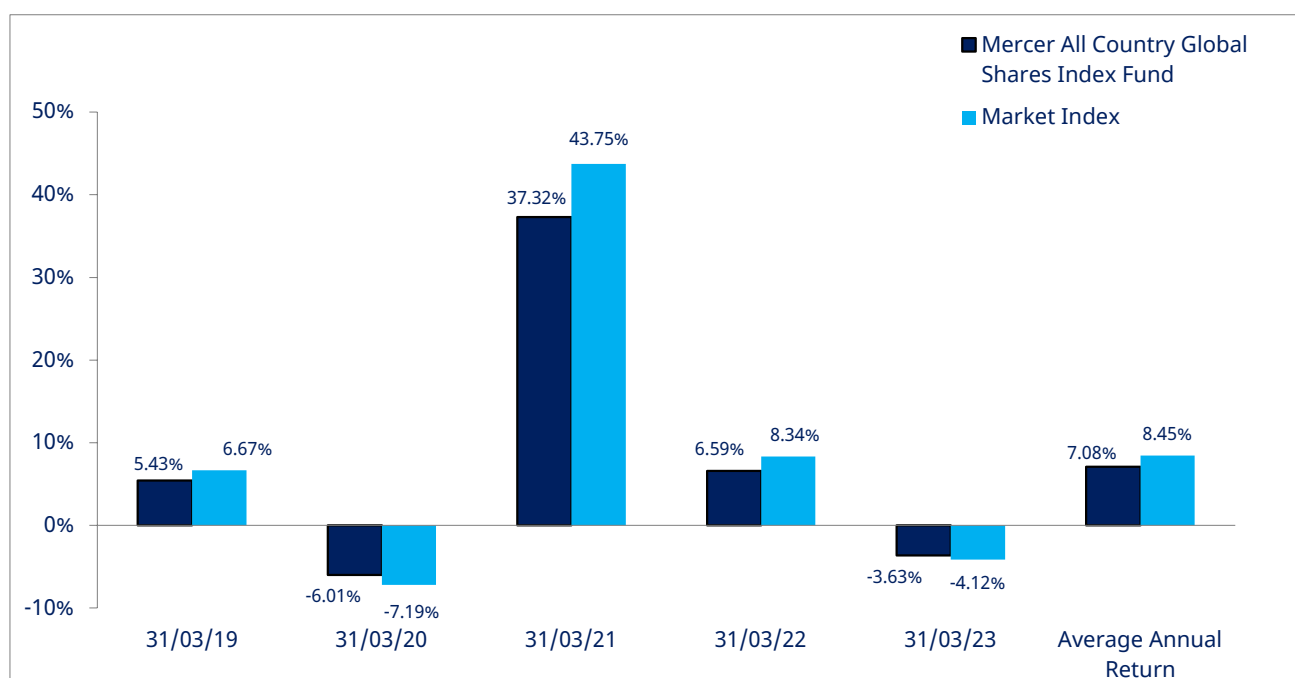
See the Product Disclosure Statement (PDS) for more information about the risks associated with investing in this fund.

How has the fund performed?

	Average over past 5 years	Past year
Annual return¹ <i>(after deductions for charges and tax)</i>	7.81%	15.37%
Annual return¹ <i>(after deductions for charges but before tax)</i>	8.32%	16.21%
Market index annual return¹ <i>(reflects no deduction for charges and tax)</i>	8.74%	16.56%

The market index annual return is based on the MSCI All Country World ex Tobacco Index with net dividends reinvested (69% gross hedged to the New Zealand dollar). Additional information about the market index is available on the offer register at www.disclose-register.companiesoffice.govt.nz

Annual Return Graph²



This shows the return after fund charges and tax for each year ending 31 March since the fund started. The last bar shows the average annual return since the fund started, up to 30 June 2023.

Important: This does not tell you how the fund will perform in the future.

Returns in this update are after tax at the highest prescribed investor rate (PIR) of tax for an individual New Zealand resident. Your tax may be lower.

What fees are investors charged?

Investors in the Mercer All Country Global Shares Index Fund are charged fund charges. In the year to 31 March 2023 these were:

	% of net asset value
Total Fund Charges	0.41%
Which are made up of:	
Total Management and Administration Charges	0.41%
Including:	
Manager's basic fee (excluding GST ³)	0.30%
Other management and administration charges (including GST)	0.11%
Total Performance Based Fees	0.00%

Investors may also be charged individual action fees for specific actions or decisions (for example, for withdrawing from or switching funds). See the PDS for the Mercer Index Funds on the offer register at www.disclose-register.companiesoffice.govt.nz for more information about those fees.

Small differences in fees and charges can have a big impact on your investment over the long term.

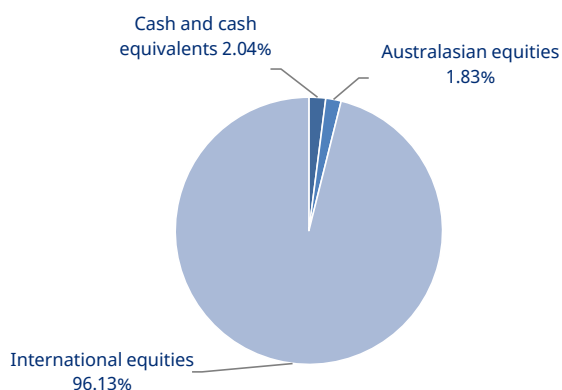
Example of how this applies to an investor

Ben had \$10,000 in the fund at the start of the year and did not make any further contributions. At the end of the year, Ben received a return after fund charges were deducted of \$1,537.00 (that is 15.37% of his initial \$10,000). Ben also paid \$0.00 in other charges. This gives Ben a total return after tax of \$1,537.00 for the year.

What does the fund invest in?

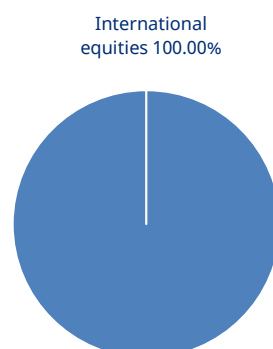
Actual investment mix

This shows the types of assets that the fund invests in.



Target investment mix

This shows the mix of assets that the fund generally intends to invest in.



Top 10 Investments

Name	% of fund net assets	Type	Country	Credit rating (if applicable)
1 AMP Emerging Markets Index Fund	11.40%	International equities	Australia	NA
2 Apple Inc	4.83%	International equities	United States	NA
3 Microsoft Corporation	3.79%	International equities	United States	NA
4 Amazon Inc	1.90%	International equities	United States	NA
5 Nvidia Corporation	1.65%	International equities	United States	NA
6 Tesla Inc	1.18%	International equities	United States	NA
7 Alphabet Inc Stock Class A	1.12%	International equities	United States	NA
8 Alphabet Inc Class C	1.03%	International equities	United States	NA
9 Facebook Inc USD Class A	1.00%	International equities	United States	NA
10 Berkshire Hathaway Inc - Class B	0.70%	International equities	United States	NA

The top 10 investments make up 28.60% of the fund.

Currency management

The fund targets a position of being 50% hedged to New Zealand dollars (on a net of tax basis), with the hedges based on the currency weights of the underlying index. Currency hedges are normally rebalanced monthly but may be adjusted intra-month for significant cash flows. See the Statement of Investment Policy and Objectives on the scheme register at www.disclose-register.companiesoffice.govt.nz for more information about currency management.

Hedging coverage, on a net of tax basis, for the Fund's exposure to foreign currency as at 30 June 2023 was 51.00%.

Key personnel

This shows the directors and employees who have the most influence on the investment decisions of the fund.

Name	Current Position	Time in current position	Previous/other position	Time in previous/other position
Ross Butler*	Chair - Mercer (N.Z.) Ltd	0 years 2 months	Director - Mercer Investments (Australia) Limited (current)	9 years 10 months
Martin Lewington	CEO - Mercer (N.Z.) Ltd	14 years 4 months	Head of Investments - Mercer (N.Z.) Ltd	3 years 8 months
Kylie Willment	Chief Investment Officer, Pacific, Mercer Australia (Pty) Ltd	5 years 8 months	Senior Manager, Investment & Client Strategy - TCorp (NSW Treasury Corporation)	17 years 0 months
Padraig Brown	Chief Investment Officer - New Zealand, Mercer (N.Z.) Ltd	1 year 1 month	Head of Real Estate Investment Management, Mercer Australia (Pty) Ltd	11 years 2 months
Robert Kavanagh	Head of Portfolio Management NZ - Mercer (N.Z.) Ltd	9 years 3 months	Vice President - Account Management, PIMCO Australia Pty Limited	7 years 0 months

* Ross Butler not named in a previous fund update for the fund.

Further information

You can also obtain this information, the PDS for the Mercer Index Funds, and some additional information from the offer register at www.disclose-register.companiesoffice.govt.nz

Notes

1. These returns are for the periods ending 30 June 2023.
2. The bar graph shows fund returns after the deduction of fees and tax, however, the market index returns are shown before any fees or tax are deducted.
3. GST is currently charged at 15% on 10% of the management fee in accordance with the non-binding IRD agreement with the Financial Services Council of New Zealand Incorporated on behalf of the funds management industry. GST on management fees is currently under review and therefore this percentage may change in the future.